


PERFECTING YOUR LIVING SPACE



# ABOUT








## TECHNIQUE

# UNIQUE DESIGN



Each bowl is accurately mouth-blown with 2 to 4 layers of glass fused into one. This special technique allows the light to spread evenly across the glass that gives an&angle bowls their distinct shine and style.

The effort put into lasting experiments of combining the glass and the metal has paid off - the innovative high - tech method used to merge two essentially different materials, provides an ultra-thin, high quality stainless steel or titanium overlay connection with the glass surface and creates mirror effect.

The technology is based on treatment of the material in high vacuum environment where metal is transformed into a fog, which due to gravity lands on the surface to be coated, and on the final stage is burned by plasma rays. This method provides a consistent ultra-thin, high-quality stainless steel or titanium coating. The stainless steel and titanium are also food-friendly and does not oxidize.



## COLLECTIONS

DECO

DECO JAZZ

MOON

BLACK&WHITE

IN BETWEEN

TITAN

VASES

# DECO




**reddot design award**  
winner 2013



**The Red Dot Award 2013 and German Design Award 2015** winning collection, consists of various shapes and colours mouth-blown glass bowls which radiate cultural elegance due to their simple form, colouring and subtle mirror effects.

**Enjoy the infinite play of light and reflections!**



# LARGE BOWL



**DE-AA**  
amber exterior,  
mirror interior



**DE-AM**  
mirror exterior,  
mirror interior



**DE-AT**  
teal exterior,  
mirror interior



**DE-AAS**  
amber exterior,  
splashed mirror interior



**DE-AMS**  
mirror exterior,  
splashed mirror interior



**DE-ATS**  
teal exterior,  
splashed mirror interior



## FLAT BOWL



**DE-CA**  
amber exterior,  
mirror interior



**DE-CM**  
mirror exterior,  
mirror interior



**DE-CAS**  
amber exterior,  
splashed mirror interior



**DE-CMS**  
mirror exterior,  
splashed mirror interior

Ø 320mm, h:85mm, 3.7l, 2.4kg  
mouth-blown glass, stainless steel



# SMALL ROUND



**DE-SR-A**  
amber exterior,  
mirror interior



**DE-SR-P**  
purple exterior,  
mirror interior



**DE-SR-T**  
teal exterior,  
mirror interior



**DE-SR-M**  
teal exterior,  
mirror interior



**DE-SR-AS**  
amber exterior,  
splashed mirror interior



**DE-SR-PS**  
purple exterior,  
splashed mirror interior



**DE-SR-TS**  
teal exterior,  
splashed mirror interior



**DE-SR-MS**  
teal exterior,  
splashed mirror interior



## DESSERT BOWL



**DE-mini-AA**  
amber exterior,  
mirror interior



**DE-mini-AP**  
purple exterior,  
mirror interior



**DE-mini-AM**  
mirror exterior,  
mirror interior



**DE-mini-ANB**  
navy blue exterior,  
mirror interior



**DE-mini-AAS**  
amber exterior,  
splashed mirror interior



**DE-mini-APS**  
purple exterior,  
splashed mirror interior



**DE-mini-AMS**  
mirror exterior,  
splashed mirror interior



**DE-mini-ANBS**  
navy blue exterior,  
splashed mirror interior

Ø 120mm, h:62mm, 0.2l, 0.3kg  
mouth-blown glass, stainless steel

# DECO JAZZ




The drive and energy of improvisation with a touch of splendour, the glassware that brings you the wish fulfillment.

The new derivative of an award winning DECO collection wears the splendid genes of a design superstar, yet extending the borders and reaching into a new kind of radiance.

Feel the infinite drive of light and reflections!



# GRAND BOWL



**DJ-GT**  
teal exterior,  
mirror interior



**DJ-GM**  
mirror exterior,  
mirror interior



**DJ-GA**  
amber exterior,  
mirror interior



**DJ-GTS**  
teal exterior,  
splashed mirror interior



**DJ-GMS**  
mirror exterior,  
splashed mirror interior




**DJ-GAS**  
amber exterior,  
splashed mirror interior

Ø 320mm, h:120mm, 7.0l, 3.0kg  
mouth-blown glass, stainless steel

# MOON



The elegance, roundness and shine of these bowls tie them to the image of the Earth's natural satellite. They carry the mystery of night and have their own dark side, hiding luminous insights. The levelled surface brings you a luxury aesthetic feeling in a classic, perfectly rounded shape. The play of light and shade, and space within the bowl!



# DISK BOWL



**MN-DT**  
teal exterior,  
mirror interior



**MN-DA**  
amber exterior,  
mirror interior



**MN-DTS**  
teal exterior,  
splashed mirror interior



**MN-DAS**  
amber exterior,  
splashed mirror interior

Ø 350mm, h:85mm, 7.0l, 3.0kg  
mouth-blown glass, stainless steel



## MINI DISK BOWL



**MN-mini-DT**  
teal exterior,  
mirror interior



**MN-mini-DA**  
amber exterior,  
mirror interior



**MN-mini-DTS**  
teal exterior,  
splashed mirror interior



**MN-mini-DAS**  
amber exterior,  
splashed mirror interior

Ø 120mm, h:60mm, 0.4l, 0.4kg  
mouth-blown glass, stainless steel

# BLACK & WHITE



The Black & White collection consists of bowls that want to be flipped over. Literally. One side of these glass dishes is white; the other, black. Functional, yet stylish. Practical for everyday use, elegant for festive occasions, these bowls fit any mood!



## LARGE BOWL



**BW-AB**  
black exterior,  
white interior



**BW-AW**  
white exterior,  
black interior



## FLAT BOWL



**BW-CB**  
black exterior,  
white interior



**BW-CW**  
white exterior,  
black interior



# ROUND BOWL



**BW-LR-B**  
black exterior,  
white interior



**BW-MR-B**  
black exterior,  
white interior



**BW-SR-B**  
black exterior,  
white interior



**BW-LR-W**  
white exterior,  
black interior



**BW-MR-W**  
white exterior,  
black interior




**BW-SR-W**  
white exterior,  
black interior

Ø 280mm, h:155mm, 7.0l, 3.3kg  
Ø 230mm, h:125mm, 3.7l, 1.8kg  
Ø 180mm, h:95mm, 1.6l, 1.2kg  
mouth-blown glass

# IN BETWEEN



A meeting of muses. A unification.  
The beginning of application of the  
innovative metal-coating method  
of the glass, featuring the brand's  
classic black or white exterior.  
Elegant simplicity of shape,  
amazing ability to reflect the reality!



# LARGE BOWL




**IB-AW**  
white exterior,  
mirror interior



**IB-AB**  
black exterior,  
mirror interior



**IB-AWS**  
white exterior,  
mirror interior  
with black splashes



**IB-ABS**  
black exterior,  
mirror interior  
with white splashes



# FLAT BOWL



**IB-CW**  
white exterior,  
mirror interior



**IB-CB**  
black exterior,  
mirror interior



**IB-CWS**  
white exterior,  
mirror interior  
with black splashes



**IB-CBS**  
black exterior,  
mirror interior  
with white splashes





## DESSERT BOWL



**DE-mini-WGMS**  
glossy white exterior,  
splashed mirror interior



**DE-mini-WGM**  
glossy white exterior,  
mirror interior



**DE-MINI-WG**  
glossy white exterior,  
white interior



# DISK BOWL



**MN-mini-WG**  
glossy white exterior  
splashed mirror interior



**MN-mini-WGM**  
glossy white exterior,  
mirror interior



**MN-mini-WGMS**  
glossy white exterior  
white interior



**MN-SD-WG**  
glossy white exterior  
splashed mirror interior



**MN-SD-WGM**  
glossy white exterior,  
mirror interior



**MN-SD-WGM**  
glossy white exterior  
white interior

# TITAN



A special edition Titanium coated mouth-blown glass bowls. Crafted using an innovative high-tech method of merging Titanium and mouth-blown glass, creating an ultra-thin high-quality overlay with a classy, golden shine. The hand-splashed interior patterns of un-coated surface provide a special, unique experience of a perfectly random shades and reflections.



# LARGE BOWL



**TN-AB**  
black exterior,  
titanium interior



**TN-AW**  
white exterior,  
titanium interior



**TN-ABS**  
black exterior,  
titanium interior  
with white splashes



**TN-AWS**  
white exterior,  
titanium interior  
with black splashes



# FLAT BOWL



**TN-CB**  
black exterior,  
titanium interior



**TN-CW**  
white exterior,  
titanium interior



**TN-CBS**  
black exterior,  
titanium interior  
with white splashes



**TN-CWS**  
white exterior,  
titanium interior  
with black splashes

# VASES



VASES are long-awaited product line. The first release introduces three different shapes of snow-white centrepieces in classically glossy or mirror versions. Impressing finish on the glass makes part of the collection visually more masculine and subtly elusive, as well as metallic and silky to the touch. Recognizable an&angel style of pure and classic shapes makes the vases timeless, and will serve you as elegant decoration filled with blooms as well as an individual design object.



# VASES



**Q-M**  
QUEEN VASE  
mirror exterior,  
white interior



**K-M**  
KING VASE  
mirror exterior,  
white interior



**R-M**  
ROCK VASE  
mirror exterior,  
white interior



**Q-WG**  
QUEEN VASE  
white glossy exterior,  
white glossy interior



**K-WG**  
KING VASE  
white glossy exterior,  
white glossy interior



**R-WG**  
ROCK VASE  
white glossy exterior,  
white glossy interior

Q - Ø 153mm, h:225mm, 1.4kg  
K - Ø 180mm, h:230mm, 1.9kg  
R - Ø 147mm, h:200mm, 1.8kg



## TITAN VASES



**K-T**  
**TROPHY**  
titan exterior,  
transparent interior

Ø 250mm, h:320mm, 2,7kg

