







Finest tabletop

## ***Care Instruction for your Luz Set***

We would like you to enjoy your rochini set for the longest possible time and experience unforgettable moments with it. For this reason, we request that you heed the following recommendations.

-  Protect the alabaster lamp from moisture and humidity. Careful: Alabaster disintegrates in wet and humid conditions.
-  TIP: Add some sand to the alabaster lamp. Place the tea light candle on it. This way, no wax can stick to the lamp. Pay attention when lighting it!
-  Clean the tray of faux leather with a moist cloth. Protect from sharp objects.
-  If you have any questions, please feel free to contact us anytime by e-mail: [support@rochini.at](mailto:support@rochini.at)

...we now wish you ***unforgettably enjoyable*** moments with your exclusive ***rochini set***.

Rochini GmbH

Ringstraße 15, 6830 Rankweil, Austria  
P +43 (0)664 3811822  
[hannes.tiefenthaler@rochini.at](mailto:hannes.tiefenthaler@rochini.at), [www.rochini.at](http://www.rochini.at)

UID: ATU69658569, Firmenbuch: FN435366w  
Gerichtsstand: Feldkirch  
EORI-Nummer: ATEOS1000069018

Sparkasse Feldkirch, Kto 03100384126, BLZ 20604  
IBAN: AT882060403100384126, BIC: SPFKAT2B